

SDG 4 – Country Profiles

# Kuwait

SDG Region: Northern Africa and Western Asia

GNI per capita, PPP (2022) \$ 64590 - High income (July 2023)

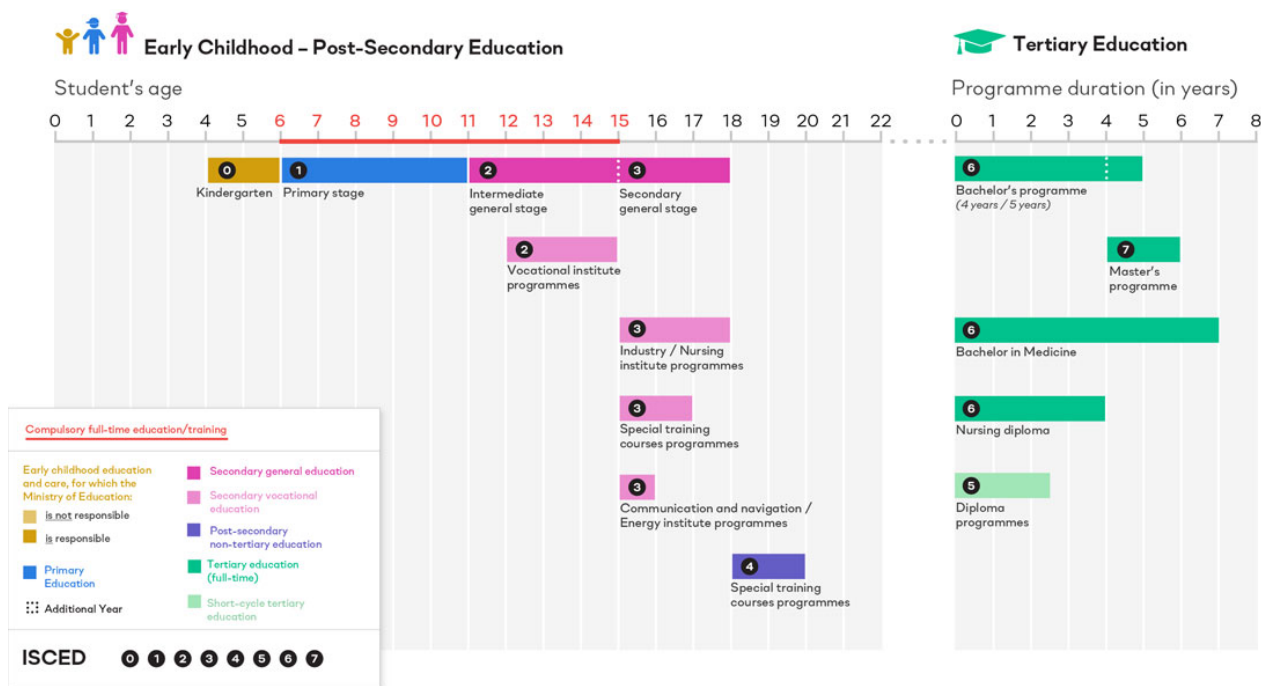
Population, total (2019) 4.4 millions

\* Key statistics from the World Bank. Flag from flagpedia.net



**International Standard Classification of Education (ISCED):**






These country diagrams provide a visual image of the structure of national education systems classified according to ISCED 2011. The diagrams are based on mappings provided by Member States that have been verified internally and approved by countries.



ISCED	Level	School age population
0	Early Childhood Education	114,472
02	Pre-Primary Education	114,472
1	Primary Education	335,796
	One Year Before Than Official Primary Entry Age	58,948
	Last Grade Of Primary Education	68,851
2	Lower Secondary Education	246,143
3	Upper Secondary Education	148,622
2T3	Secondary Education	394,765
4	Post-Secondary Non-Tertiary Education	84,380
5T8	Tertiary Education	198,269

The complete International Standard Classification of Education (ISCED) can be accessed at [ISCED website](https://www.uis.unesco.org/isced) hosted by the UNESCO Institute for Statistics (UIS).

## SDG Monitoring and Trends

This country profile presents the data available to monitor SDG 4 global indicators. Data points for Kuwait are available for indicators 4.2, 4.1, 4.c, 4.a, 4.4, and 4.7. The trends are calculated here as the difference between the mean annual growth rate before and after 2015, whenever at least three data points are available in each period. An up green arrow , indicates that there was a positive change from the first period to the second. A down red arrow , indicates if the change was negative. Differences of +/- 5% between the two periods are considered stable and marked with a right orange arrow . For out-of-school rates, a squared red arrow  points down when the situation is worsening (when rates go up) and a green squared arrow  points up when the situation is improving (when rates go down). The gray area and line in the miniplot show the average for Northern Africa and Western Asia (SDG) in the period.

**SDG** **Target 1.a - By 2030, ensure significant mobilization of resources from a variety of sources, including through enhanced development cooperation, in order to provide adequate and predictable means for developing countries, in particular least developed countries, to implement programmes and policies to end poverty in all its dimensions**

1.a.2 Proportion of total government spending on essential services - education

*There is no data for this indicator*

**SDG** **FFA - Education 2030 Framework for Action**

Government expenditure on education as a percentage of GDP

*There is no data for this indicator*

**SDG** **Target 4.1 - By 2030, ensure that all girls and boys complete free, equitable and quality primary and secondary education leading to relevant and effective learning outcomes**

4.1.1 Proportion of children and young people achieving at least a minimum proficiency level in mathematics, both sexes

	2013	2014	2015	2016	2017	2018	2019	2020	2021	2022	2023
Primary Education	-	-	11.7	-	-	-	21.5	-	-	-	-
Primary Education	-	-	10.5	-	-	-	30.2	-	-	-	-
Primary Education	-	-	16.8	-	-	-	20.0	-	-	-	-
Lower Secondary Education	-	-	14.3	-	-	-	38.0	-	-	-	-
Lower Secondary Education	-	-	18.3	-	-	-	21.2	-	-	-	-
Lower Secondary Education	-	-	35.7	-	-	-	18.9	-	-	-	-

4.1.1 Proportion of children and young people achieving at least a minimum proficiency level in reading, both sexes

	2013	2014	2015	2016	2017	2018	2019	2020	2021	2022	2023
Primary Education	-	-	-	-	-	-	-	-	-	-	-

4.1.2 - Completion rate, both sexes (%)

*There is no data for this indicator*

4.1.4 - Out-of-school rate

	2013	2014	2015	2016	2017	2018	2019	2020	2021	2022	2023
Primary Education - Admin. Data	4.4	6.3	3.0	-	-	-	-	-	-	-	-

SDG 4 - Kuwait


Lower Secondary Education - Admin. Data	9.6	11.3	9.3	-	-	-	-	-	-	-	-	-
Upper Secondary Education - Admin. Data	25.0	27.6	19.8	-	-	-	-	-	-	-	-	-

**SDG Target 4.2 - By 2030, ensure that all girls and boys have access to quality early childhood development, care and pre-primary education so that they are ready for primary education**

4.2.1 - Proportion of children aged 24-59 months who are developmentally on track in health, learning and psychosocial well-being, both sexes (%)

*There is no data for this indicator*

4.2.2 - Adjusted net enrolment rate, one year before the official primary entry age, both sexes (%)

	2013	2014	2015	2016	2017	2018	2019	2020	2021	2022	2023	
One Year Before Than Official Primary Entry Age	84.9	79.8	-	73.8	73.4	-	67	64.8	43.5	-	-	

4.2.2 - Adjusted net attendance rate, one year before the official primary entry age, both sexes (%)

*There is no data for this indicator*

**SDG Target 4.3 - By 2030, ensure equal access for all women and men to affordable and quality technical, vocational and tertiary education, including university**

4.3.1 - Participation rate of youth and adults in formal and non-formal education and training in the previous 12 months, both sexes (%)

*There is no data for this indicator*

**SDG Target 4.4 - By 2030, substantially increase the number of youth and adults who have relevant skills, including technical and vocational skills, for employment, decent jobs and entrepreneurship**

4.4.1 Proportion of youth and adults with information and communications technology (ICT) skills, by type of skill

	2013	2014	2015	2016	2017	2018	2019	2020	2021	2022	2023
Duplicate File	-	-	-	-	60	-	-	67.6	67.6	-	-
Attach File	-	-	-	-	53	63.2	63.2	66.0	66.0	-	-
Copy Paste	-	-	-	-	60	71.7	71.7	-	-	-	-
Mathematica Formula	-	-	-	-	-	38.4	38.4	38.4	38.4	-	-
Programming Language	-	-	-	-	-	13.4	13.4	15.3	15.3	-	-
Create File	-	-	-	-	-	21.1	21.1	31.1	31.1	-	-
Transfer File	-	-	-	-	-	52.1	52.1	44.4	44.4	-	-
Install Software	-	-	-	-	-	66.0	66.0	65.1	65.1	-	-
Connect to Internet	-	-	-	-	-	49.3	49.3	38.7	38.7	-	-
-	-	-	-	-	-	-	-	43.4	43.4	-	-
-	-	-	-	-	-	-	-	47.4	47.4	-	-
-	-	-	-	-	-	-	-	55.9	55.9	-	-

**SDG Target 4.5 - By 2030, eliminate gender disparities in education and ensure equal access to all levels of education and vocational training for the vulnerable, including persons with disabilities, indigenous peoples and children in vulnerable situations**

4.5.1 - Upper Secondary Adjusted Gender Parity Index

There is no data for this indicator

Gender gap in upper secondary completion rate

There is no data for this indicator

**SDG** Target 4.6 - By 2030, ensure that all youth and a substantial proportion of adults, both men and women, achieve literacy and numeracy

4.6.1 - Proportion of population achieving at least a fixed level of proficiency in functional literacy skills, both sexes (%)

There is no data for this indicator

4.6.1 - Proportion of population achieving at least a fixed level of proficiency in functional numeracy skills, both sexes (%)

There is no data for this indicator

**SDG** Target 4.7 - By 2030, ensure that all learners acquire the knowledge and skills needed to promote sustainable development, including, among others, through education for sustainable development and sustainable lifestyles, human rights, gender equality, promotion of a culture of peace and nonviolence, global citizenship and appreciation of cultural diversity and of culture's contribution to sustainable development

4.7.1 - Extent to which (i) global citizenship education and (ii) education for sustainable development are mainstreamed in student assessment

	2013	2014	2015	2016	2017	2018	2019	2020	2021	2022	2023
In Student Assessments	-	-	-	-	-	-	-	0.8	-	-	-

4.7.1 - Extent to which (i) global citizenship education and (ii) education for sustainable development are mainstreamed in teacher education

	2013	2014	2015	2016	2017	2018	2019	2020	2021	2022	2023
In Teacher Education	-	-	-	-	-	-	-	0.8	-	-	-

4.7.1 - Extent to which (i) global citizenship education and (ii) education for sustainable development are mainstreamed in curricula

	2013	2014	2015	2016	2017	2018	2019	2020	2021	2022	2023
In Curricula	-	-	-	-	-	-	-	0.9	-	-	-

4.7.1 - Extent to which (i) global citizenship education and (ii) education for sustainable development are mainstreamed in national education policies

	2013	2014	2015	2016	2017	2018	2019	2020	2021	2022	2023
In National Education Policies	-	-	-	-	-	-	-	0.6	-	-	-



## Target 4.a - Build and upgrade education facilities that are child, disability and gender sensitive and provide safe, non-violent, inclusive and effective learning environments for all

### 4.a.1 - Proportion of schools with access to basic services

	2013	2014	2015	2016	2017	2018	2019	2020	2021	2022	2023	
Computers for pedagogical purposes - Primary Education	-	-	100.0	-	-	-	100	100	100	-	-	-
Single-sex basic sanitation facilities - Primary Education	-	-	-	100	100	100	100	100	100	-	-	-
Electricity - Primary Education	-	-	-	100	100	100	100	100	100	-	-	-
Basic handwashing facilities - Primary Education	-	-	-	100	100	100	100	100	100	-	-	-
Basic drinking water - Primary Education	-	-	-	100	100	100	100	100	100	-	-	-
Adapted infrastructure and material for students with disabilities - Primary Education	-	-	-	-	-	-	100	100	100	-	-	-
Internet for pedagogical purposes - Primary Education	-	-	-	-	-	-	100	100	100	-	-	-
Electricity - Lower Secondary Education	-	-	-	100	100	100	100	100	100	-	-	-
Basic handwashing facilities - Lower Secondary Education	-	-	-	100	100	100	100	100	100	-	-	-
Single-sex basic sanitation facilities - Lower Secondary Education	-	-	-	100	100	100	100	100	100	-	-	-
Basic drinking water - Lower Secondary Education	-	-	-	100	100	100	100	100	100	-	-	-
Computers for pedagogical purposes - Lower Secondary Education	-	-	-	-	-	-	100	100	100	-	-	-
Adapted infrastructure and material for students with disabilities - Lower Secondary Education	-	-	-	-	-	-	100	100	100	-	-	-
Internet for pedagogical purposes - Lower Secondary Education	-	-	-	-	-	-	100	100	100	-	-	-
Basic drinking water - Upper Secondary Education	-	-	-	100	100	100	100	100	100	-	-	-
Electricity - Upper Secondary Education	-	-	-	100	100	100	100	100	100	-	-	-
Basic handwashing facilities - Upper Secondary Education	-	-	-	100	100	100	100	100	100	-	-	-
Single-sex basic sanitation facilities - Upper Secondary Education	-	-	-	100	100	100	100	100	100	-	-	-
Adapted infrastructure and material for students with disabilities - Upper Secondary Education	-	-	-	-	-	-	100	100	100	-	-	-
Internet for pedagogical purposes - Upper Secondary Education	-	-	-	-	-	-	100	100	100	-	-	-
Computers for pedagogical purposes - Upper Secondary Education	-	-	-	-	-	-	100	100	100	-	-	-
Computers for pedagogical purposes - Secondary (ISCED 2 to 3)	-	-	43.3	-	-	-	100	100	100	-	-	-
Internet for pedagogical purposes - Secondary (ISCED 2 to 3)	-	-	-	-	-	-	100	100	100	-	-	-

**SDG** Target 4.b - By 2020, substantially expand globally the number of scholarships available to developing countries, in particular least developed countries, small island developing States and African countries, for enrolment in higher education, including vocational training and information and communications technology, technical, engineering and scientific programmes, in developed countries and other developing countries

4.b.1 - Volume of official development assistance flows for scholarships by sector and type of study, constant US\$ (millions)

*There is no data for this indicator*

**SDG** Target 4.c - By 2030, substantially increase the supply of qualified teachers, including through international cooperation for teacher training in developing countries, especially least developed countries and small island developing States

4.c.1 - Proportion of teachers with the minimum required qualifications, both sexes (%)

	2013	2014	2015	2016	2017	2018	2019	2020	2021	2022	2023
Primary Education	77.2	79.5	78.9	-	-	-	-	94.7	100	-	-
Lower Secondary Education	-	-	-	-	-	-	-	-	100	-	-
Upper Secondary Education	-	-	-	-	-	-	-	-	100	-	-
Secondary (ISCED 2 to 3)	-	-	-	-	-	-	-	-	100	-	-
Pre-primary	73.2	75.1	75.4	-	-	-	-	98.1	100	-	-

## National benchmarks for Kuwait

Indicator	Baseline	Value 2025	Value 2030	Progress relative to benchmark	Progress relative to historical trends
<b>Target 4.1</b>					
4.1.1 - Mathematics in Grades 2/3	-	-	-	□	□
4.1.1 - Reading in Grades 2/3	-	64.0	65.5		
4.1.1 - Mathematics at the end of primary	11.7	66.0	67.5	■	■
4.1.1 - Reading at the end of primary	-	70.0	71.5	▧	▧
4.1.1 - Mathematics at the end of lower secondary	18.3	75.5	77.0	■	■
4.1.1 - Reading at the end of lower secondary	-	73.6	75.1		
4.1.2 - Completion rate in primary	-	97.3	98.0	□	□
4.1.2 - Completion rate in lower secondary	-	75.0	76.5		
4.1.2 - Completion rate in upper secondary	-	54.0	55.5	□	□
4.1.4 - Out-of-school rate in primary	3.0	5.7	4.2	▧	▧
4.1.4 - Out-of-school rate in lower secondary	9.3	6.1	4.6	▧	▧
4.1.4 - Out-of-school rate in upper secondary	19.8	21.0	19.5	▧	▧
<b>Target 4.2</b>					
4.2.2 - Participation rate one year before primary	73.8	62.1	63.6	■	■
<b>Target 4.a</b>					
4.a.1 - Schools with access to internet for pedagogical purposes - primary	-	-	-	■	■
4.a.1 - Schools with access to internet for pedagogical purposes - lower secondary	-	-	-	■	■
4.a.1 - Schools with access to internet for pedagogical purposes - upper secondary	-	-	-	■	■
4.a.1 - Schools with access to internet for pedagogical purposes - secondary	-	-	-	■	■
<b>Target 4.c</b>					
4.c.1 - Percentage of teachers with the minimum required qualifications - pre-primary	75.4	100.0	100.0	■	■
4.c.1 - Percentage of teachers with the minimum required qualifications - primary	78.9	100.0	100.0	■	■
4.c.1 - Percentage of teachers with the minimum required qualifications - lower secondary	-	100.0	100.0	▧	▧
4.c.1 - Percentage of teachers with the minimum required qualifications - upper secondary	-	100.0	100.0	▧	▧
<b>Target on Finance<sup>1</sup></b>					
1.a.2 Proportion of total government spending on essential services (education)	-	15.0	15.0		
FFA - Education expenditure as share of GDP	-	4.0	4.0	□	□
<b>Target on Equity</b>					
Gender gap in upper secondary completion rate	-	-	-		

<sup>1</sup> The Incheon Declaration and Framework for Action for the implementation of Sustainable Development Goal 4, paragraph 105, encourages countries to set nationally appropriate spending targets for education (i) allocating at least 4% to 6% of gross domestic product (GDP) to education; and/or (ii) allocating at least 15% to 20% of public expenditure to education.

Legend for benchmark trends:

**Country classification of progress relative to national SDG 4 benchmarks**

Category	Description
Fast progress	>75% probability that 2025 national benchmark will be achieved given the latest value (including countries which have already achieved the benchmark or are close to 100%)
Average progress	25-75% probability that 2025 national benchmark will be achieved given the latest value
Slow progress	<25% probability that 2025 national benchmarks will be achieved given the latest value
No progress	Negative progress
No benchmark	
No data for trend	
No data	

**Country classification of progress relative to feasible benchmarks**

Category	Description
Fast progress	>75% probability that 2025 feasible benchmark will be achieved given the latest value (including countries which have already achieved the benchmark or are close to 100%)
Average progress	25-75% probability that 2025 feasible benchmark will be achieved given the latest value
Slow progress	<25% probability that 2025 feasible benchmarks will be achieved given the latest value
No progress	Negative progress
No data for trend	
No data	



## SDG 4 - Kuwait

Source: [UIS/TCG Data Resources](#). [Click here for Metadata and Methodological Documents](#)