

SDG 4 – Country Profiles

# Faeroe Islands

SDG Region: Europe and Northern America

Population, total (2022) 0.1 millions

\* Key statistics from the World Bank. Flag from  
flagpedia.net



## International Standard Classification of Education (ISCED):






These country diagrams provide a visual image of the structure of national education systems classified according to ISCED 2011. The diagrams are based on mappings provided by Member States that have been verified internally and approved by countries.

There is no ISCED visualisation for this Country

ISCED Level School age population

The complete International Standard Classification of Education (ISCED) can be accessed at [ISCED website hosted by the UNESCO Institute for Statistics \(UIS\)](#).

## SDG Monitoring and Trends

This country profile presents the data available to monitor SDG 4 global indicators. Data points for Faeroe Islands are available for indicators 1.a, and Education 2030 FFA. The trends are calculated here as the difference between the mean annual growth rate before and after 2015, whenever at least three data points are available in each period. An up green arrow , indicates that there was a positive change from the first period to the second. A down red arrow , indicates if the change was negative. Differences of +/- 5% between the two periods are considered stable and marked with a right orange arrow . For out-of-school rates, a squared red arrow  points down when the situation is worsening (when rates go up) and a green squared arrow  points up when the situation is improving (when rates go down). The gray area and line in the miniplot show the average for Europe and Northern America (SDG) in the period.

**SDG** **Target 1.a - By 2030, ensure significant mobilization of resources from a variety of sources, including through enhanced development cooperation, in order to provide adequate and predictable means for developing countries, in particular least developed countries, to implement programmes and policies to end poverty in all its dimensions**

```
## Error in dimnames(x) <- dn: length of 'dimnames' [2] not equal to array extent
```

**SDG** **FFA - Education 2030 Framework for Action**

```
## Error in dimnames(x) <- dn: length of 'dimnames' [2] not equal to array extent
```

**SDG** **Target 4.1 - By 2030, ensure that all girls and boys complete free, equitable and quality primary and secondary education leading to relevant and effective learning outcomes**

4.1.1 Proportion of children and young people achieving at least a minimum proficiency level in mathematics, both sexes

*There is no data for this indicator*

4.1.1 Proportion of children and young people achieving at least a minimum proficiency level in reading, both sexes

*There is no data for this indicator*

4.1.2 - Completion rate, both sexes (%)

*There is no data for this indicator*

4.1.4 - Out-of-school rate

*There is no data for this indicator*

**SDG** **Target 4.2 - By 2030, ensure that all girls and boys have access to quality early childhood development, care and pre-primary education so that they are ready for primary education**

4.2.1 - Proportion of children aged 24-59 months who are developmentally on track in health, learning and psychosocial well-being, both sexes (%)

*There is no data for this indicator*

4.2.2 - Adjusted net enrolment rate, one year before the official primary entry age, both sexes (%)

SDG 4 - Faeroe Islands

*There is no data for this indicator*

4.2.2 - Adjusted net attendance rate, one year before the official primary entry age, both sexes (%)

*There is no data for this indicator*

**SDG** **Target 4.3 - By 2030, ensure equal access for all women and men to affordable and quality technical, vocational and tertiary education, including university**

4.3.1 - Participation rate of youth and adults in formal and non-formal education and training in the previous 12 months, both sexes (%)

*There is no data for this indicator*

**SDG** **Target 4.4 - By 2030, substantially increase the number of youth and adults who have relevant skills, including technical and vocational skills, for employment, decent jobs and entrepreneurship**

4.4.1 Proportion of youth and adults with information and communications technology (ICT) skills, by type of skill

*There is no data for this indicator*

**SDG** **Target 4.5 - By 2030, eliminate gender disparities in education and ensure equal access to all levels of education and vocational training for the vulnerable, including persons with disabilities, indigenous peoples and children in vulnerable situations**

4.5.1 - Upper Secondary Adjusted Gender Parity Index

*There is no data for this indicator*

Gender gap in upper secondary completion rate

*There is no data for this indicator*

**SDG** **Target 4.6 - By 2030, ensure that all youth and a substantial proportion of adults, both men and women, achieve literacy and numeracy**

4.6.1 - Proportion of population achieving at least a fixed level of proficiency in functional literacy skills, both sexes (%)

*There is no data for this indicator*

4.6.1 - Proportion of population achieving at least a fixed level of proficiency in functional numeracy skills, both sexes (%)

*There is no data for this indicator*

**SDG** **Target 4.7 - By 2030, ensure that all learners acquire the knowledge and skills needed to promote sustainable development, including, among others, through education for sustainable development and sustainable lifestyles, human rights, gender equality, promotion of a culture of peace and nonviolence, global citizenship and appreciation of cultural diversity and of culture's contribution to sustainable development**

4.7.1 - Extent to which (i) global citizenship education and (ii) education for sustainable development are mainstreamed in student assessment

*There is no data for this indicator*

4.7.1 - Extent to which (i) global citizenship education and (ii) education for sustainable development are mainstreamed in teacher education

*There is no data for this indicator*

4.7.1 - Extent to which (i) global citizenship education and (ii) education for sustainable development are mainstreamed in curricula

*There is no data for this indicator*

4.7.1 - Extent to which (i) global citizenship education and (ii) education for sustainable development are mainstreamed in national education policies

*There is no data for this indicator*

**SDG** **Target 4.a - Build and upgrade education facilities that are child, disability and gender sensitive and provide safe, non-violent, inclusive and effective learning environments for all**

4.a.1 - Proportion of schools with access to basic services

*There is no data for this indicator*

**SDG** **Target 4.b - By 2020, substantially expand globally the number of scholarships available to developing countries, in particular least developed countries, small island developing States and African countries, for enrolment in higher education, including vocational training and information and communications technology, technical, engineering and scientific programmes, in developed countries and other developing countries**

4.b.1 - Volume of official development assistance flows for scholarships by sector and type of study, constant US\$ (millions)

*There is no data for this indicator*

**SDG** **Target 4.c - By 2030, substantially increase the supply of qualified teachers, including through international cooperation for teacher training in developing countries, especially least developed countries and small island developing States**

4.c.1 - Proportion of teachers with the minimum required qualifications, both sexes (%)

SDG 4 - Faeroe Islands

*There is no data for this indicator*

### National benchmarks for Faeroe Islands

There is no benchmarking for Faeroe Islands

### Legend for benchmark trends:

#### Country classification of progress relative to national SDG 4 benchmarks

| Category          | Description  |
|-------------------|--|
| Fast progress     | >75% probability that 2025 national benchmark will be achieved given the latest value (including countries which have already achieved the benchmark or are close to 100%) |
| Average progress  | 25-75% probability that 2025 national benchmark will be achieved given the latest value  |
| Slow progress     | <25% probability that 2025 national benchmarks will be achieved given the latest value   |
| No progress       | Negative progress  |
| No benchmark      |  |
| No data for trend |  |
| No data           |  |

#### Country classification of progress relative to feasible benchmarks

| Category          | Description  |
|-------------------|--|
| Fast progress     | >75% probability that 2025 feasible benchmark will be achieved given the latest value (including countries which have already achieved the benchmark or are close to 100%) |
| Average progress  | 25-75% probability that 2025 feasible benchmark will be achieved given the latest value  |
| Slow progress     | <25% probability that 2025 feasible benchmarks will be achieved given the latest value   |
| No progress       | Negative progress  |
| No data for trend |  |
| No data           |  |

## SDG 4 - Faeroe Islands

Source: [UIS/TCG Data Resources](#). [Click here for Metadata and Methodological Documents](#)