

SDG 4 – Country Profiles



Democratic People's Republic of Korea

SDG Region: Asia (Eastern and South-eastern)

Population, total (2021) 25.9 millions

* Key statistics from the World Bank. Flag from flagpedia.net



International Standard Classification of Education (ISCED):

These country diagrams provide a visual image of the structure of national education systems classified according to ISCED 2011. The diagrams are based on mappings provided by Member States that have been verified internally and approved by countries.






There is no ISCED schematics for this country

There is no ISCED visualisation for this Country

ISCED	Level	School age population
0	Early Childhood Education	1,382,585
01	Early Childhood Educational Development Programmes	696,692
02	Pre-Primary Education	685,893
1	Primary Education	1,674,043
	One Year Before Than Official Primary Entry Age	341,515
	Last Grade Of Primary Education	331,834
2	Lower Secondary Education	1,002,399
3	Upper Secondary Education	1,080,218
2T3	Secondary Education	2,082,617
4	Post-Secondary Non-Tertiary Education	761,032
5T8	Tertiary Education	1,961,617

The complete International Standard Classification of Education (ISCED) can be accessed at [ISCED website hosted by the UNESCO Institute for Statistics \(UIS\)](#).

SDG Monitoring and Trends

This country profile presents the data available to monitor SDG 4 global indicators. Data points for Democratic People's Republic of Korea are available for indicators 4.b, 4.4, and 4.2. The trends are calculated here as the difference between the mean annual growth rate before and after 2015, whenever at least three data points are available in each period. An up green arrow , indicates that there was a positive change from the first period to the second. A down red arrow  indicates if the change was negative. Differences of +/- 5% between the two periods are considered stable and marked with a right orange arrow . For out-of-school rates, a squared red arrow  points down when the situation is worsening (when rates go up) and a green squared arrow  points up when the situation is improving (when rates go down). The gray area and line in the miniplot show the average for Asia (Eastern and South-eastern) (SDG) in the period.

SDG **Target 1.a - By 2030, ensure significant mobilization of resources from a variety of sources, including through enhanced development cooperation, in order to provide adequate and predictable means for developing countries, in particular least developed countries, to implement programmes and policies to end poverty in all its dimensions**

1.a.2 Proportion of total government spending on essential services - education

There is no data for this indicator

SDG **FFA - Education 2030 Framework for Action**

Government expenditure on education as a percentage of GDP

There is no data for this indicator

SDG **Target 4.1 - By 2030, ensure that all girls and boys complete free, equitable and quality primary and secondary education leading to relevant and effective learning outcomes**

4.1.1 Proportion of children and young people achieving at least a minimum proficiency level in mathematics, both sexes

There is no data for this indicator

4.1.1 Proportion of children and young people achieving at least a minimum proficiency level in reading, both sexes

There is no data for this indicator

4.1.2 - Completion rate, both sexes (%)


There is no data for this indicator

4.1.4 - Out-of-school rate

There is no data for this indicator

SDG **Target 4.2 - By 2030, ensure that all girls and boys have access to quality early childhood development, care and pre-primary education so that they are ready for primary education**

4.2.1 - Proportion of children aged 24-59 months who are developmentally on track in health, learning and psychosocial well-being, both sexes (%)

	2010	2011	2012	2013	2014	2015	2016	2017	2018	2019	2020	2021	2022		
Children aged 24-59	-	-	-	-	-	-	-	87.7	-	-	-	-	-		-

4.2.2 - Adjusted net enrolment rate, one year before the official primary entry age, both sexes (%)

There is no data for this indicator

4.2.2 - Adjusted net attendance rate, one year before the official primary entry age, both sexes (%)

There is no data for this indicator

SDG Target 4.3 - By 2030, ensure equal access for all women and men to affordable and quality technical, vocational and tertiary education, including university

4.3.1 - Participation rate of youth and adults in formal and non-formal education and training in the previous 12 months, both sexes (%)

There is no data for this indicator

SDG Target 4.4 - By 2030, substantially increase the number of youth and adults who have relevant skills, including technical and vocational skills, for employment, decent jobs and entrepreneurship

4.4.1 Proportion of youth and adults with information and communications technology (ICT) skills, by type of skill

	2010	2011	2012	2013	2014	2015	2016	2017	2018	2019	2020	2021	2022		
Transfer File	-	-	-	-	-	-	-	22.1	-	-	-	-	-		-
Install Software	-	-	-	-	-	-	-	10.2	-	-	-	-	-		-
Connect to Internet	-	-	-	-	-	-	-	12.7	-	-	-	-	-		-
Attach File	-	-	-	-	-	-	-	7.0	-	-	-	-	-		-
Duplicate File	-	-	-	-	-	-	-	41.5	-	-	-	-	-		-
Programming Language	-	-	-	-	-	-	-	9.0	-	-	-	-	-		-
Copy Paste	-	-	-	-	-	-	-	45.5	-	-	-	-	-		-
Mathematica Formula	-	-	-	-	-	-	-	26.6	-	-	-	-	-		-
Create File	-	-	-	-	-	-	-	14.2	-	-	-	-	-		-

SDG Target 4.5 - By 2030, eliminate gender disparities in education and ensure equal access to all levels of education and vocational training for the vulnerable, including persons with disabilities, indigenous peoples and children in vulnerable situations

4.5.1 - Upper Secondary Adjusted Gender Parity Index

There is no data for this indicator

Gender gap in upper secondary completion rate

There is no data for this indicator

SDG **Target 4.6 - By 2030, ensure that all youth and a substantial proportion of adults, both men and women, achieve literacy and numeracy**

4.6.1 - Proportion of population achieving at least a fixed level of proficiency in functional literacy skills, both sexes (%)

There is no data for this indicator

4.6.1 - Proportion of population achieving at least a fixed level of proficiency in functional numeracy skills, both sexes (%)

There is no data for this indicator

SDG **Target 4.7 - By 2030, ensure that all learners acquire the knowledge and skills needed to promote sustainable development, including, among others, through education for sustainable development and sustainable lifestyles, human rights, gender equality, promotion of a culture of peace and nonviolence, global citizenship and appreciation of cultural diversity and of culture's contribution to sustainable development**

4.7.1 - Extent to which (i) global citizenship education and (ii) education for sustainable development are mainstreamed in student assessment

There is no data for this indicator

4.7.1 - Extent to which (i) global citizenship education and (ii) education for sustainable development are mainstreamed in teacher education

There is no data for this indicator

4.7.1 - Extent to which (i) global citizenship education and (ii) education for sustainable development are mainstreamed in curricula

There is no data for this indicator

4.7.1 - Extent to which (i) global citizenship education and (ii) education for sustainable development are mainstreamed in national education policies

There is no data for this indicator

SDG **Target 4.a - Build and upgrade education facilities that are child, disability and gender sensitive and provide safe, non-violent, inclusive and effective learning environments for all**

4.a.1 - Proportion of schools with access to basic services

There is no data for this indicator

SDG Target 4.b - By 2020, substantially expand globally the number of scholarships available to developing countries, in particular least developed countries, small island developing States and African countries, for enrolment in higher education, including vocational training and information and communications technology, technical, engineering and scientific programmes, in developed countries and other developing countries

4.b.1 - Volume of official development assistance flows for scholarships by sector and type of study, constant US\$ (millions)

	2010	2011	2012	2013	2014	2015	2016	2017	2018	2019	2020	2021	2022
Volume of official development assistance flows (millions USD)	0.4	0.3	0.4	0.5	0.4	1	0.1	0.1	0.2	0.1	0.1	0.1	-



SDG Target 4.c - By 2030, substantially increase the supply of qualified teachers, including through international cooperation for teacher training in developing countries, especially least developed countries and small island developing States

4.c.1 - Proportion of teachers with the minimum required qualifications, both sexes (%)

There is no data for this indicator

National benchmarks for Democratic People's Republic of Korea

Indicator	Baseline	Value 2025	Value 2030	Progress relative to benchmark	Progress relative to historical trends
Target 4.1					
4.1.1 - Mathematics in Grades 2/3	83.4	-	-	■	■
4.1.1 - Reading in Grades 2/3	93.5	-	-	■	■
4.1.1 - Mathematics at the end of primary	-	-	-	■	■
4.1.1 - Reading at the end of primary	-	-	-	■	■
4.1.1 - Mathematics at the end of lower secondary	-	-	-	■	■
4.1.1 - Reading at the end of lower secondary	-	-	-	■	■
4.1.2 - Completion rate in primary	-	-	-	■	■
4.1.2 - Completion rate in lower secondary	-	-	-	■	■
4.1.2 - Completion rate in upper secondary	-	-	-	■	■
4.1.4 - Out-of-school rate in primary	-	-	-	■	■
4.1.4 - Out-of-school rate in lower secondary	-	-	-	■	■
4.1.4 - Out-of-school rate in upper secondary	-	-	-	■	■
Target 4.2					
4.2.2 - Participation rate one year before primary	-	-	-	■	■
Target 4.c					
4.c.1 - Percentage of teachers with the minimum required qualifications - pre-primary	-	-	-	■	■
4.c.1 - Percentage of teachers with the minimum required qualifications - primary	-	-	-	■	■
4.c.1 - Percentage of teachers with the minimum required qualifications - lower secondary	-	-	-	■	■
4.c.1 - Percentage of teachers with the minimum required qualifications - upper secondary	-	-	-	■	■
Target on Equity					
Gender gap in upper secondary completion rate	-	-	-	■	■
Target on Finance¹					
1.a.2 Proportion of total government spending on essential services (education)	-	-	-	■	■
FFA - Education expenditure as share of GDP	-	-	-	■	■

¹ The Incheon Declaration and Framework for Action for the implementation of Sustainable Development Goal 4, paragraph 105, encourages countries to set nationally appropriate spending targets for education (i) allocating at least 4% to 6% of gross domestic product (GDP) to education; and/or (ii) allocating at least 15% to 20% of public expenditure to education.

Legend for benchmark trends:

Country classification of progress relative to national SDG 4 benchmarks

Category	Description
Fast progress	>75% probability that 2025 national benchmark will be achieved given the latest value (including countries which have already achieved the benchmark or are close to 100%)
Average progress	25-75% probability that 2025 national benchmark will be achieved given the latest value
Slow progress	<25% probability that 2025 national benchmarks will be achieved given the latest value
No progress	Negative progress
No benchmark	
No data for trend	
No data	

Country classification of progress relative to feasible benchmarks

Category	Description
Fast progress	>75% probability that 2025 feasible benchmark will be achieved given the latest value (including countries which have already achieved the benchmark or are close to 100%)
Average progress	25-75% probability that 2025 feasible benchmark will be achieved given the latest value
Slow progress	<25% probability that 2025 feasible benchmarks will be achieved given the latest value
No progress	Negative progress
No data for trend	
No data	

SDG 4 - Democratic People's Republic of Korea

Source: [UIS/TCG Data Resources](#). [Click here for Metadata and Methodological Documents](#)