

UIS recent outputs from education surveys

Said Voffal (UIS)

Regional workshop for Eastern Europe,
Caucasus and Central Asia

18-21, April 2016


Istanbul (Turkey)

UIS outputs

UIS Publications

- Thematic reports
- Information notes
- Technical papers




ISCED 2011 Operational Manual
GUIDELINES FOR CLASSIFYING
NATIONAL EDUCATION PROGRAMMES
AND RELATED QUALIFICATIONS



Online database:

More than 1,000 types of raw data and indicators on education, literacy, educational attainment: for more than 200 countries

Other important international publications



Your data submitted to the UIS have been used in important international reports



- Gross enrolment ratio for tertiary education
- Gender parity index for tertiary education
- Mean years of schooling
- Expect years of schooling
- Gross graduation ratio from first degree programmes
- % of tertiary graduates from science and technology fields
- Tertiary-level inbound mobility rate



Human Development
Report **2015**

The Global Innovation Index



One of the most popular and unique data of the UIS

- ▣ *Internationally mobile students*

Definition

- ▣ ***Internationally mobile students*** are individuals who have physically crossed an international border between two countries with the objective to participate in educational activities in the country of destination, where the country of destination of a given student is different from their country of origin.

The definition of “country of origin”

The **country of origin** of a tertiary student is the country in which they gained their upper secondary qualifications.

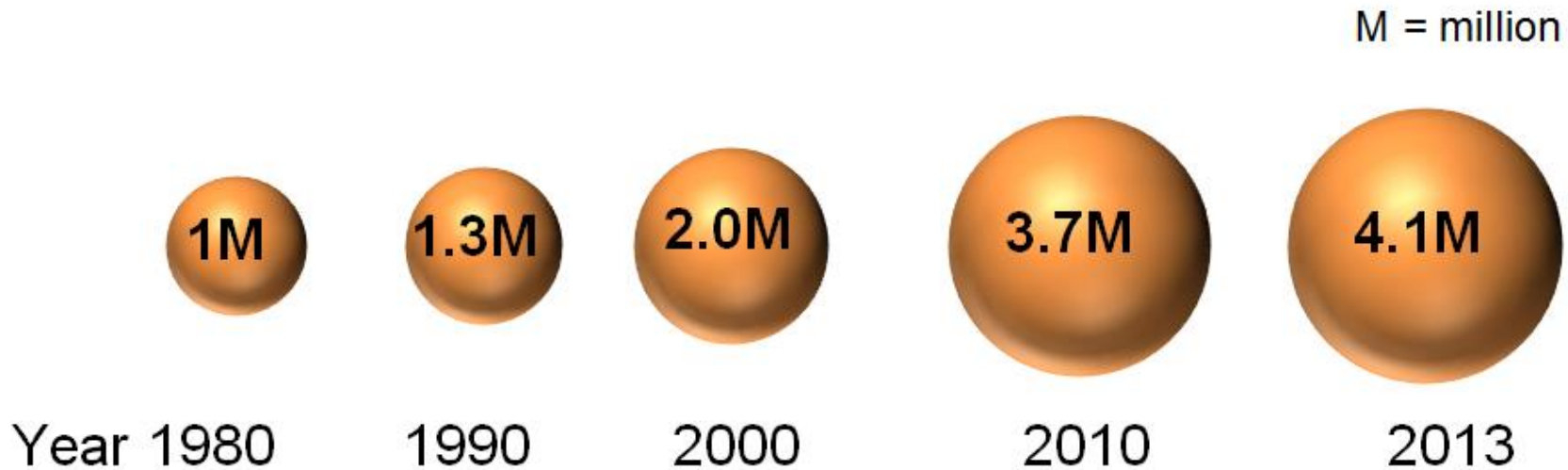
➤ Note: Where countries are unable to operationalise this definition, “country of usual or permanent residence” , “country of citizenship” may be used

Exclusion from the UIS and UOE data collection

- Exchange students
- Students without physical movement across national borders
 - Distance learning programmes
 - International branch campus

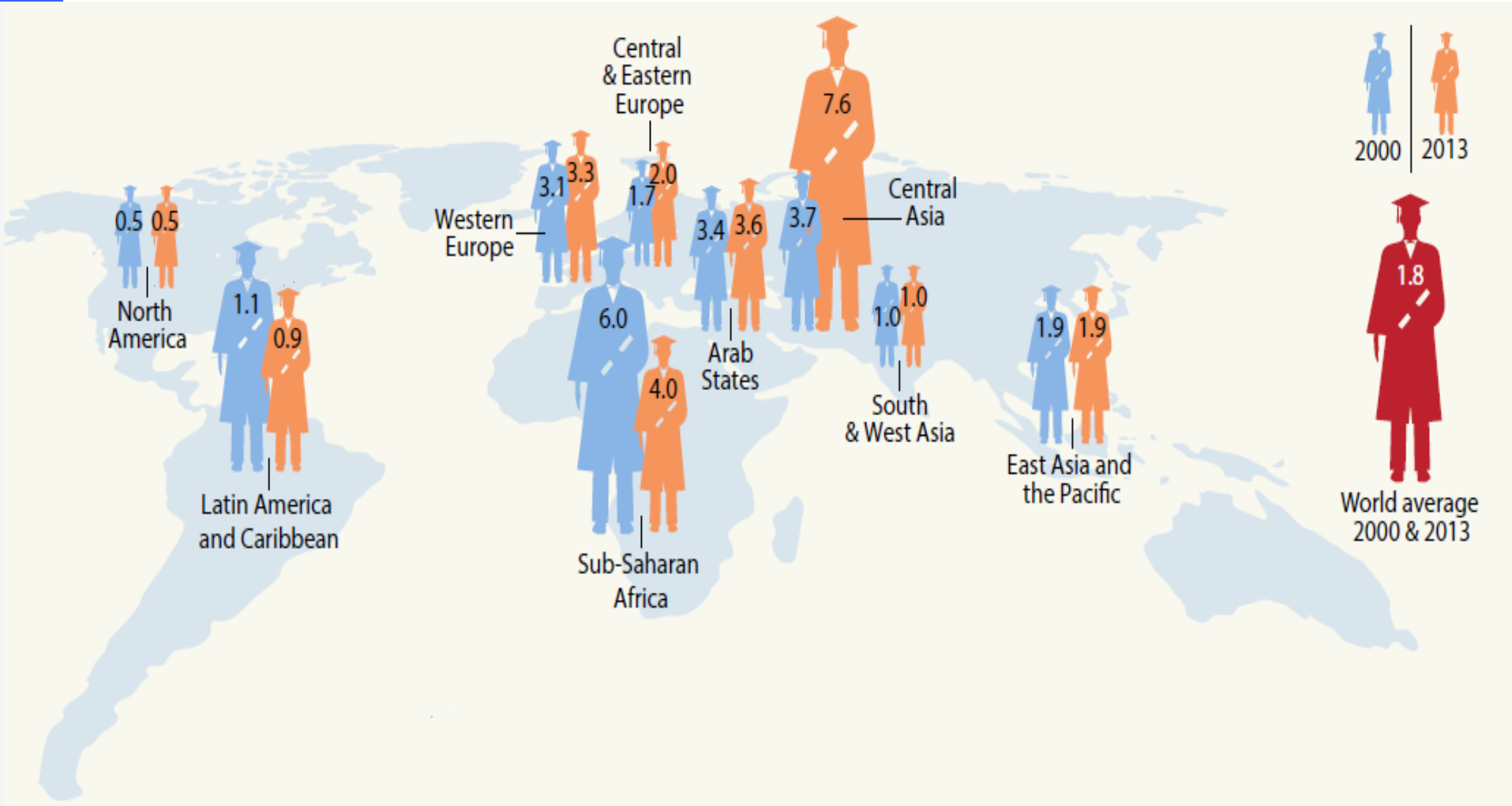
Long-term trend in international student mobility

Figure 1. Number of global degree-seeking international students, 1980-2013



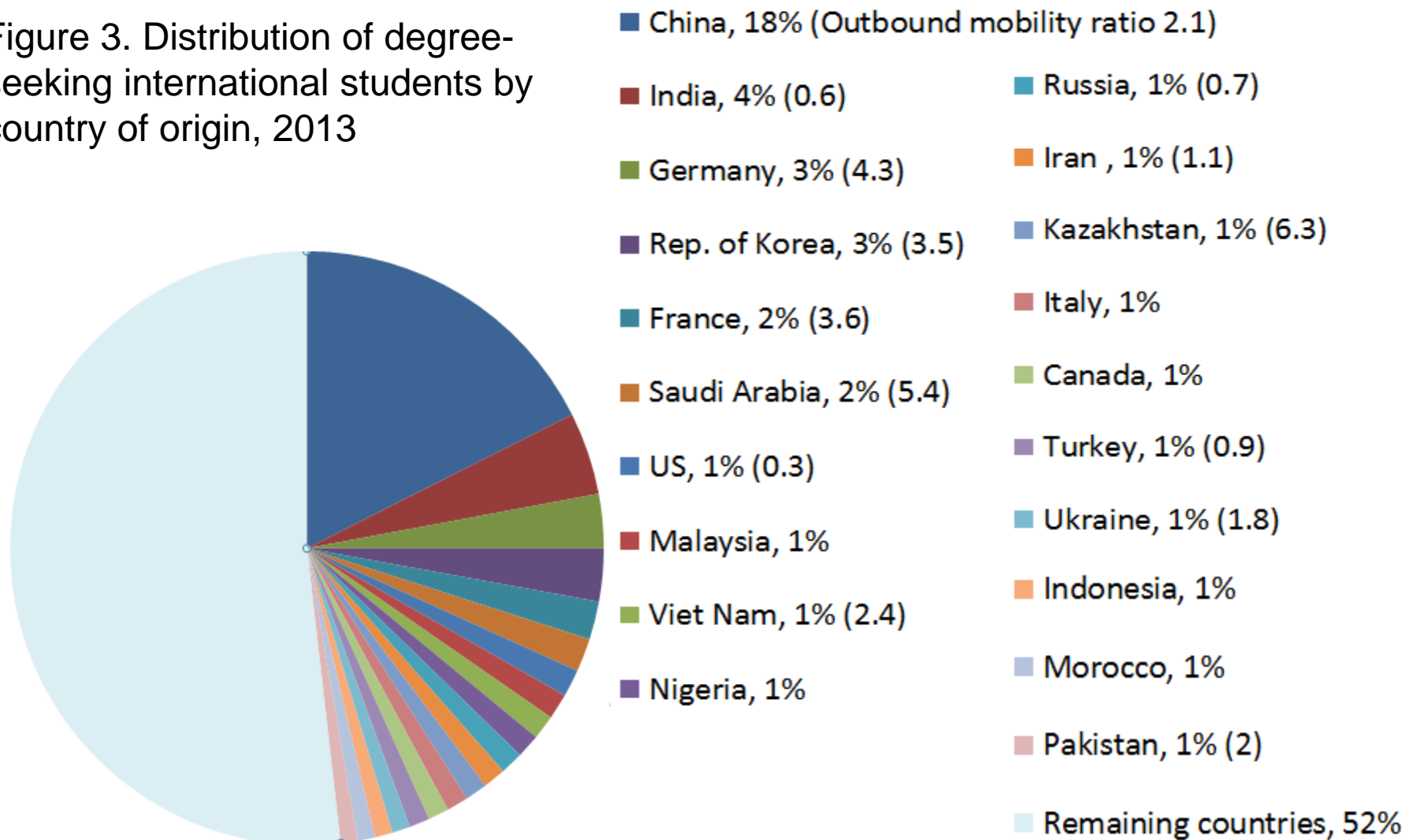
To what extent that students from different regions are internationally mobile?

Figure 2. Outbound mobility ratio by region, 2000 and 2013



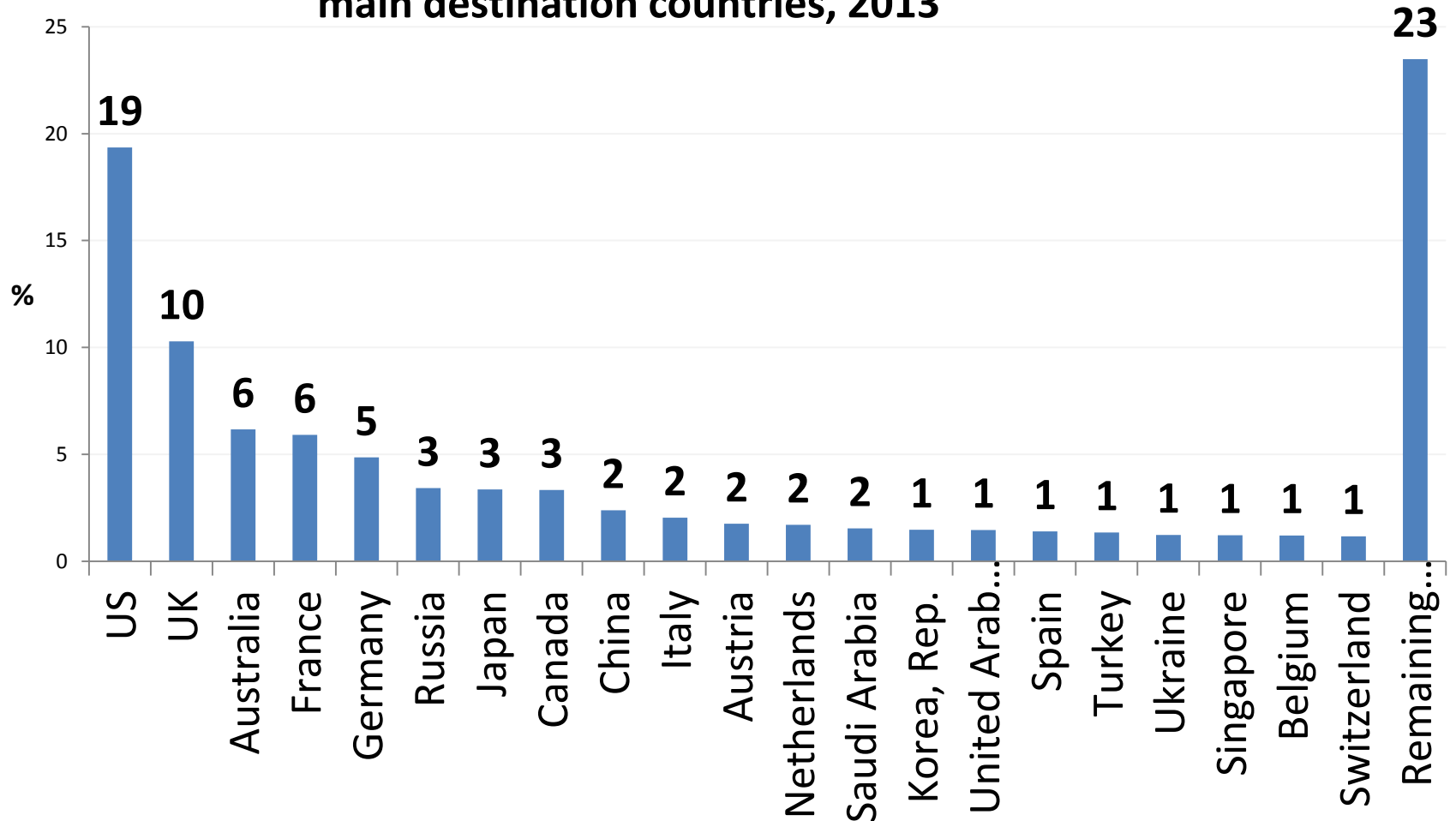
Top 20 source countries of international students

Figure 3. Distribution of degree-seeking international students by country of origin, 2013



Main destinations of international students

Figure 4. Distribution of internationally mobile students by main destination countries, 2013

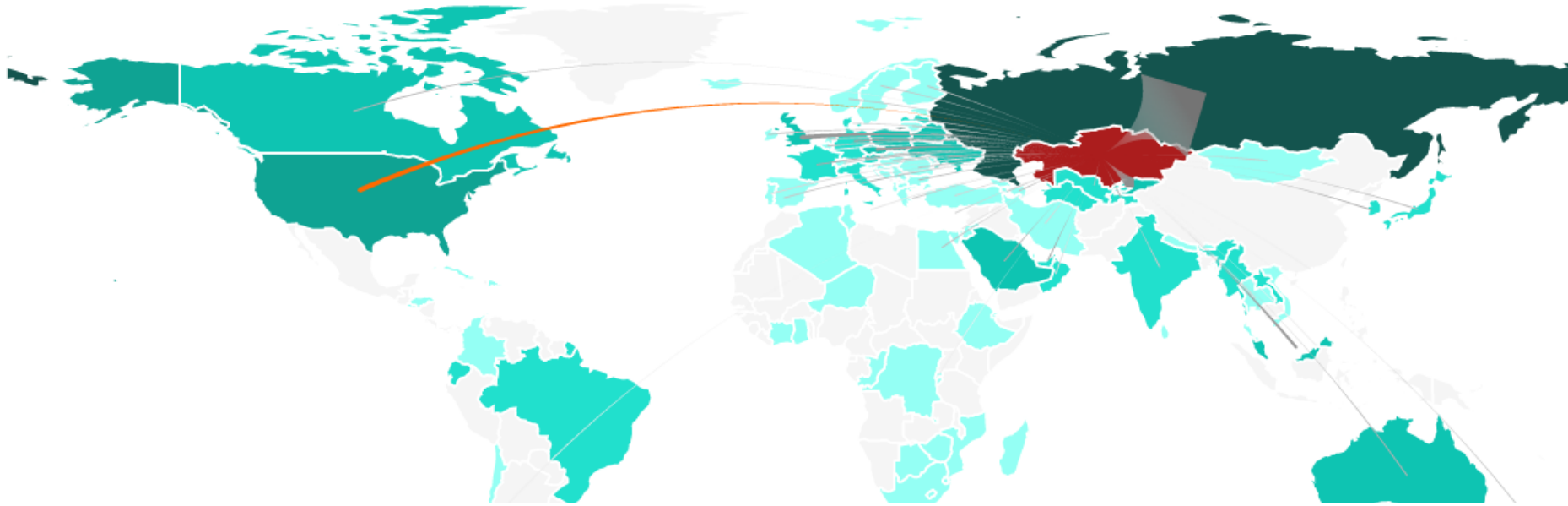


Kazakhstan ▼

- Where do students come from?
- Where do students go?

Arrows resized:

10



Country of origin		Destination country		Key Indicators	
Georgia	6,639	Russian Federation	35,106	Students abroad:	
Uzbekistan	5,588	Kyrgyzstan	4,357	Total number of mobile students abroad	48,875
Russian Federation	1,644	United States	1,884	(% of total mobile students)	...
Turkmenistan	1,090	United Kingdom	1,725	Outbound mobility ratio	6.3
Kyrgyzstan	963	Czech Republic	1,174	Gross outbound enrolment ratio	3.5
China	897	Malaysia	1,089	Students hosted:	
Mongolia	656	Germany	695	Total number of mobile students hosted	19,336
Tajikistan	476	Poland	401	(% of total mobile students)	...
India	392	United Arab Emirates	377	Inbound mobility rate	2.7
Afghanistan	334	Ukraine	350		
Turkey	262	France	346		
Azerbaijan	147	Saudi Arabia	291		
Korea, Rep.	48	Korea, Rep.	211		
Ukraine	32	Belarus	206		
Pakistan	28	Australia	142		
Armenia	24	Italy	132		